
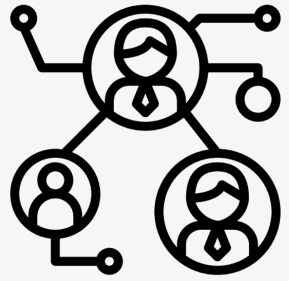




EDUCONNECT

LOW-FI PROTOTYPE





VALUE PROPOSITION

Understand, connect, and engage with your students.

MISSION STATEMENT

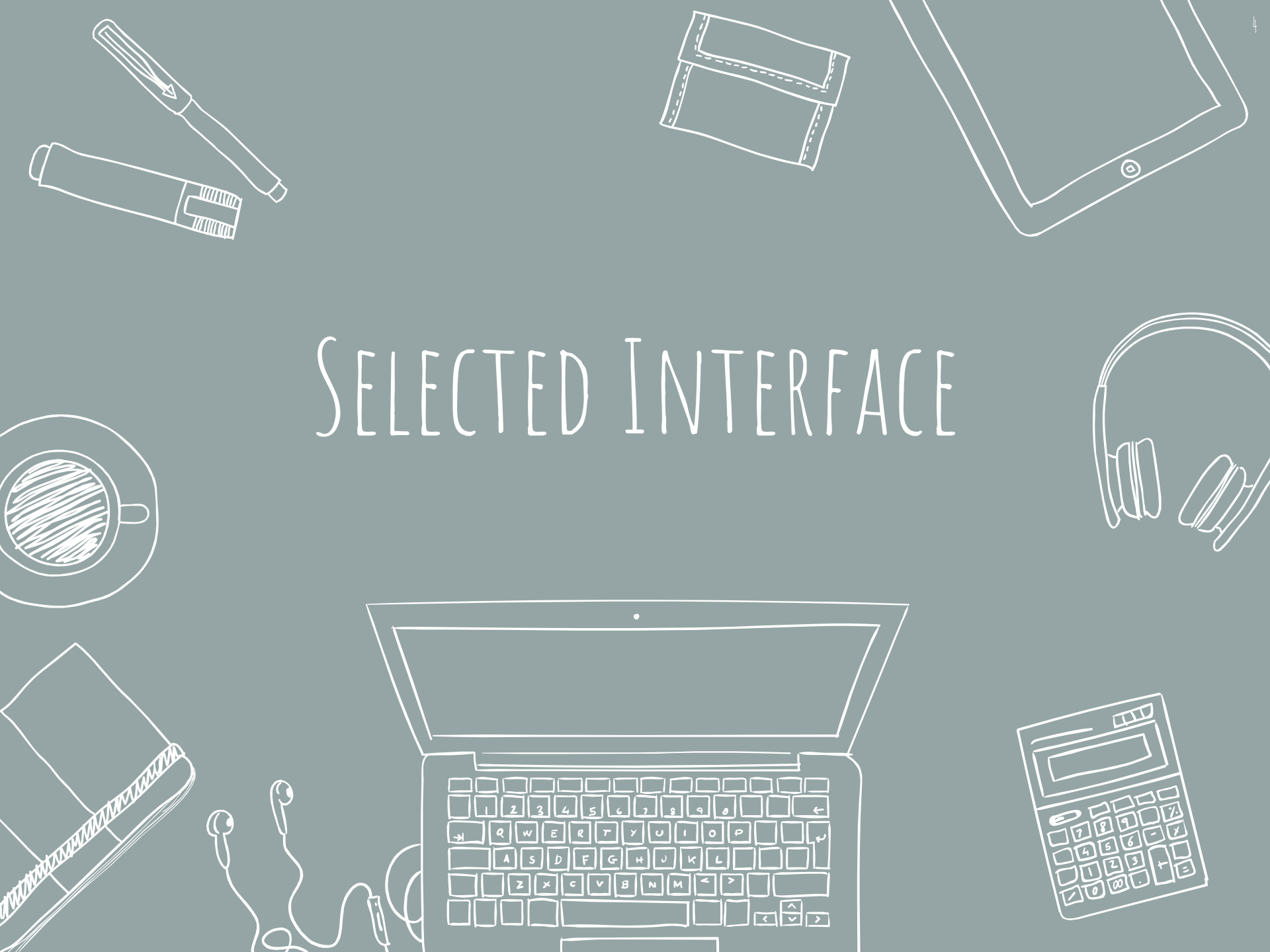
Our goal is to help build positive student-teacher relationships to create a better high school learning experience.


OVERVIEW

1. SELECTED INTERFACE AND REASONING
2. TASK FLOWS
3. EXPERIMENTAL METHODS
4. RESULTS
5. SUGGESTED UI CHANGES



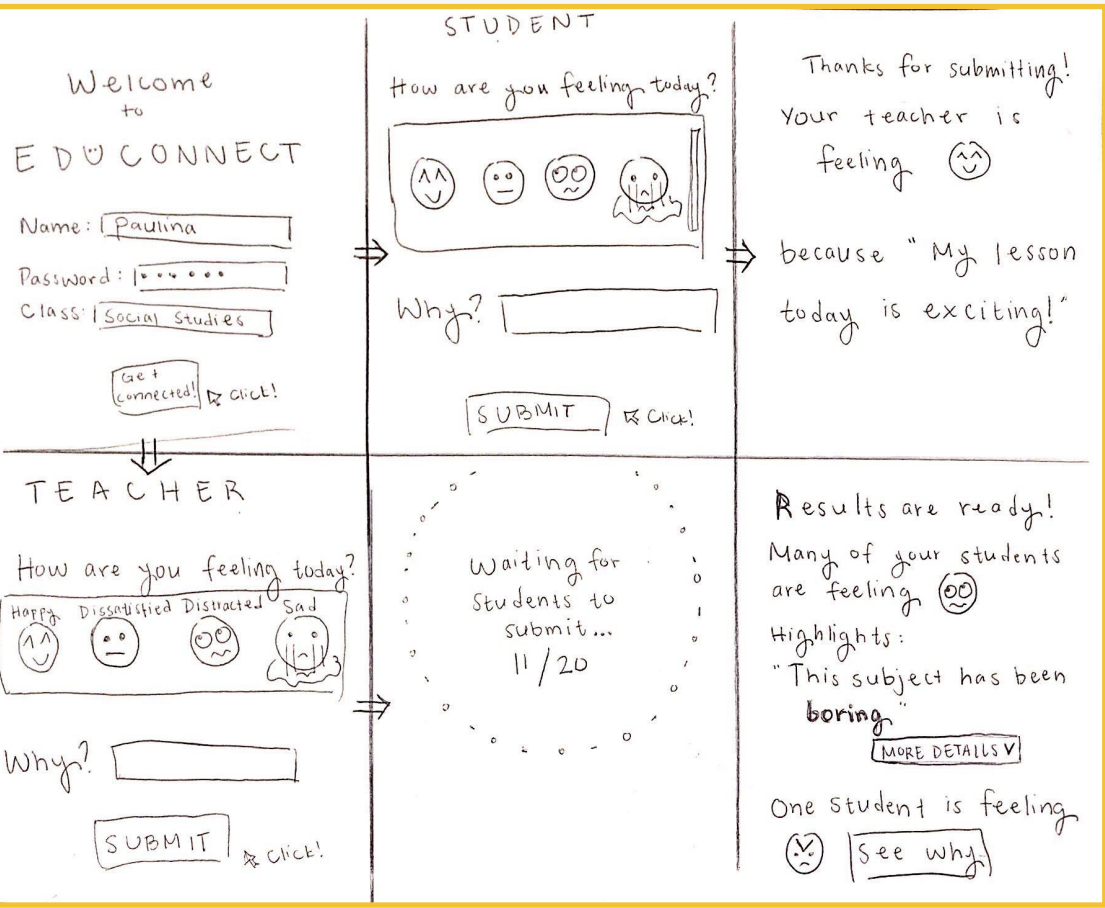
SELECTED INTERFACE





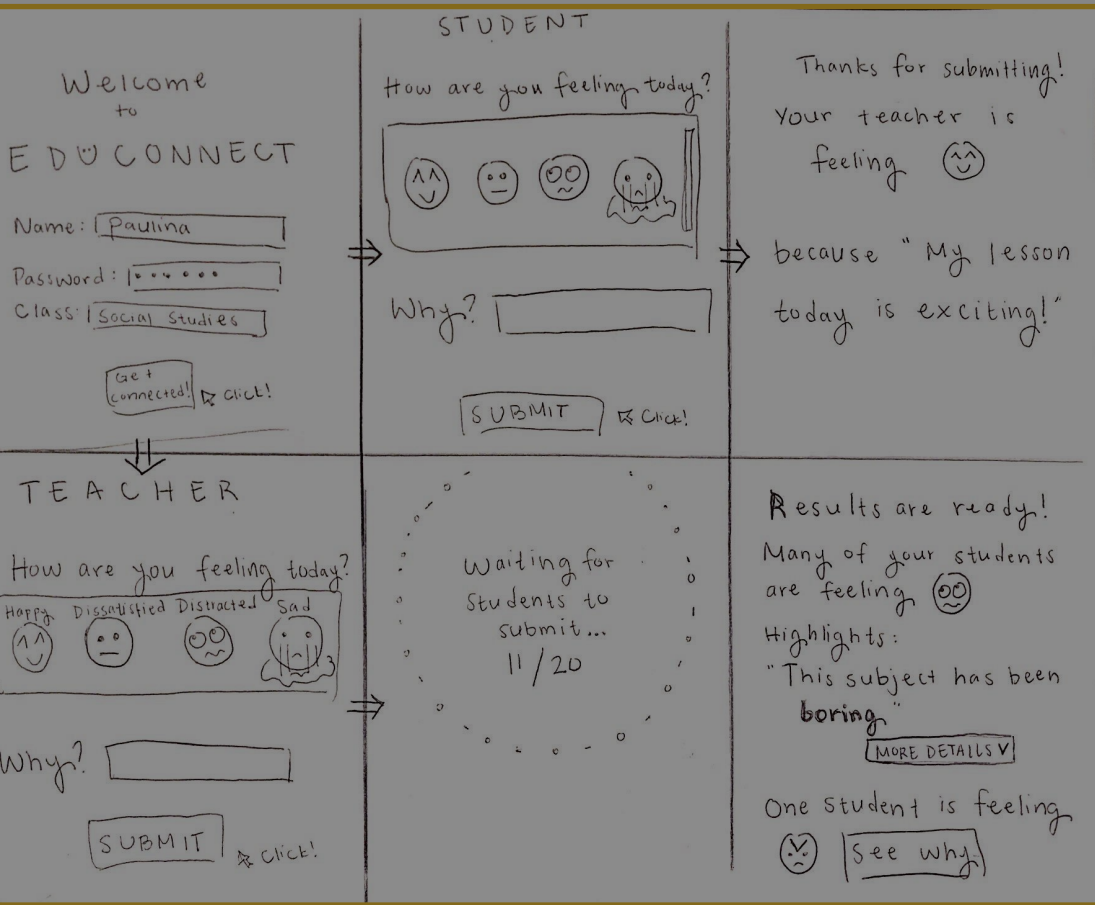
EMOJI EMOTIONS





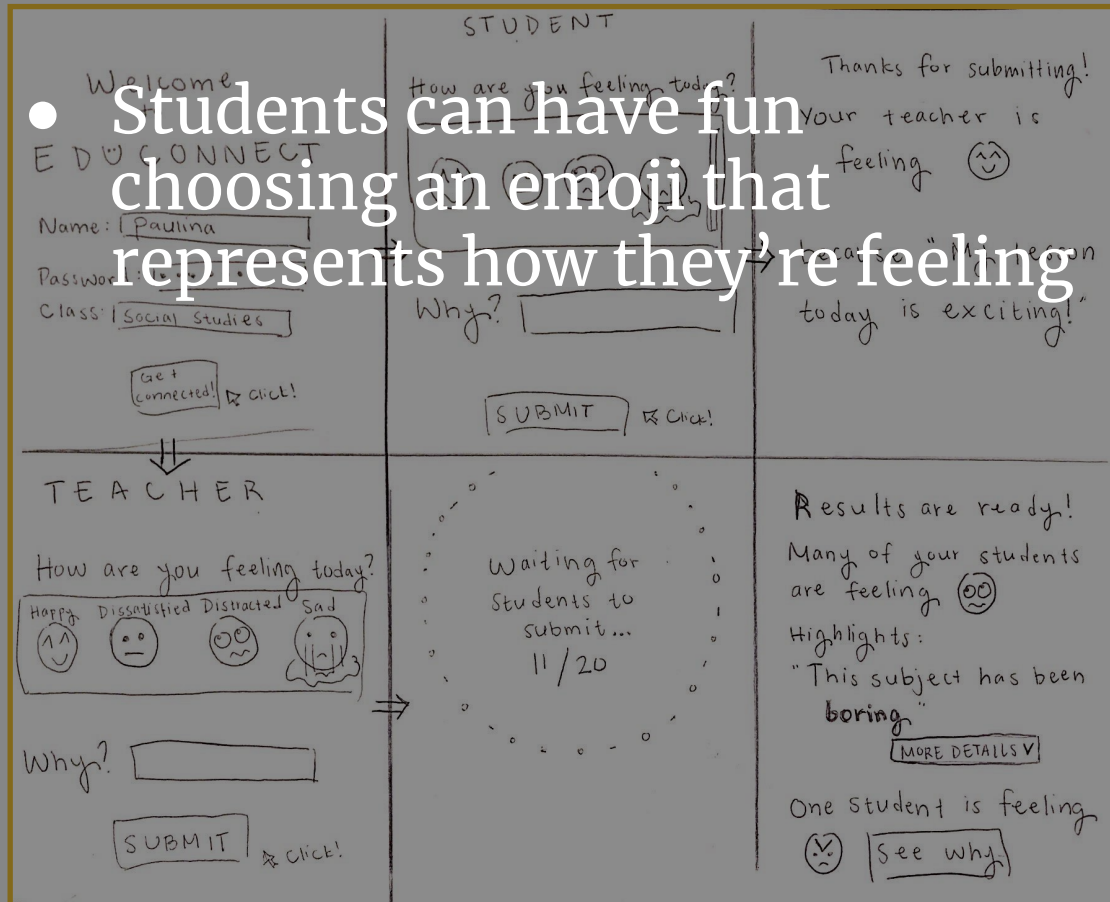
EMOJI EMOTIONS





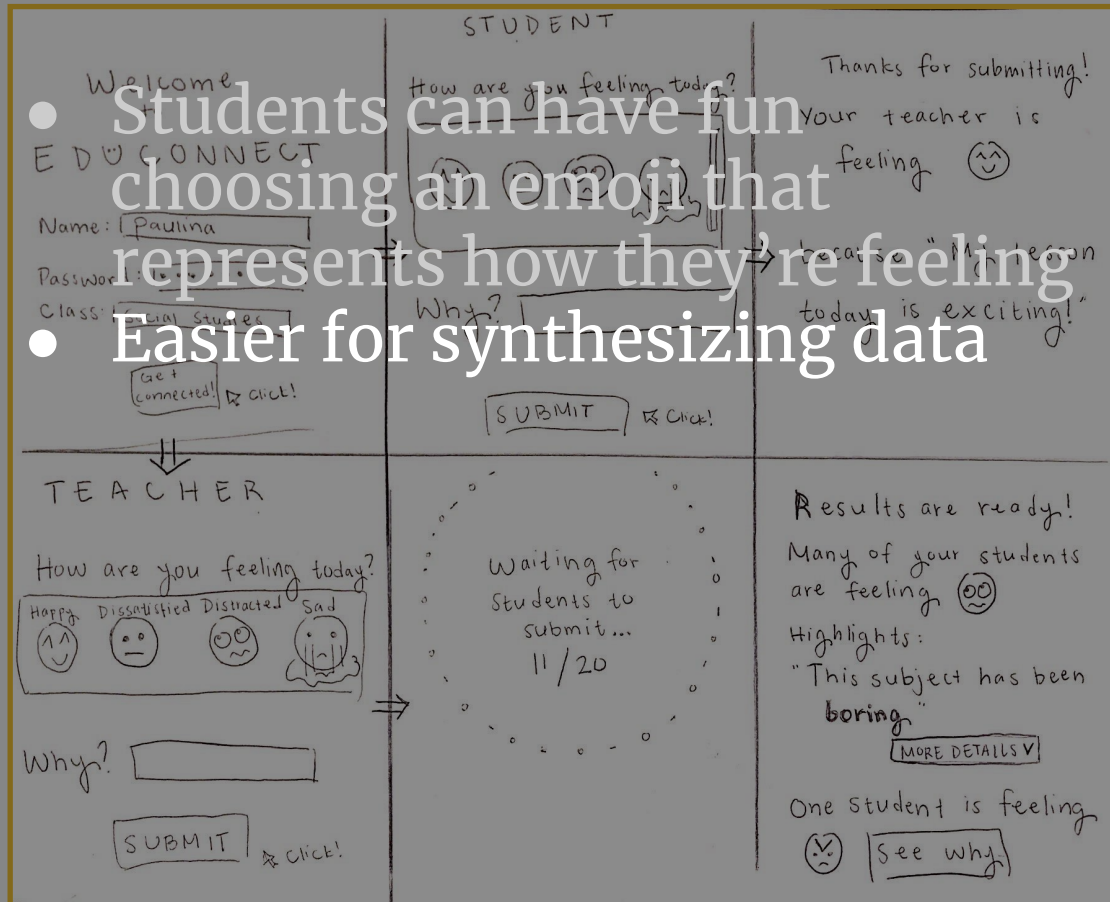
EMOJI EMOTIONS

- Students can have fun choosing an emoji that represents how they're feeling



EMOJI EMOTIONS

- Students can have fun choosing an emoji that represents how they're feeling
- Easier for synthesizing data



EMOJI EMOTIONS

STUDENT

Welcome
EDU CONNECT
Name: Paulina
Password: []
Class: Social Studies
Get connected! []

How are you feeling today?
[Happy] [Dissatisfied] [Distracted] [Sad]

Why? []

[SUBMIT] click!

Thanks for submitting!
Your teacher is feeling [Happy] because "My lesson today is exciting!"

TEACHER

How are you feeling today?
[Happy] [Dissatisfied] [Distracted] [Sad]

Why? []

Waiting for students to submit... 11/20

Highlights:
"This subject has been boring."
[MORE DETAILS]

One student is feeling [Sad] [See why]

- Students can have fun choosing an emoji that represents how they're feeling
- Easier for synthesizing data
- Emojis are already available for use -- for instance, do not have to type in a lot of emotion options

EMOJI EMOTIONS

<p>Welcome EDU CONNECT</p> <p>Name: <input type="text" value="Paulina"/></p> <p>Password: <input type="password" value=""/></p> <p>Class: <input type="text" value="Social Studies"/></p> <p><input type="button" value="Get connected!"/> <input type="button" value="cancel"/></p>	<p>STUDENT</p> <p>How are you feeling today?</p> <p><input type="radio"/> 😊 <input type="radio"/> 😐 <input type="radio"/> 😞</p> <p>Why? <input type="text" value=""/></p> <p><input type="button" value="Submit"/> <input type="button" value="cancel"/></p>	<p>Thanks for submitting!</p> <p>Your teacher is feeling 😊</p> <p>because "My lesson today is exciting!"</p>
<p>TEACHER</p> <p>How are you feeling today?</p> <p>Happy 😊 Dissatisfied 😐 Distracted 😞 Sad 😞</p> <p>Why? <input type="text" value=""/></p> <p><input type="button" value="SUBMIT"/> <input type="button" value="cancel"/></p>	<p>Waiting for students to submit... 11/20</p> <p>Results are ready!</p> <p>Many of your students are feeling 😞</p> <p>Highlights: "This subject has been boring!"</p> <p><input type="button" value="MORE DETAILS"/></p>	<p>One student is feeling 😞</p> <p><input type="button" value="See why"/></p>

- Students can have fun choosing an emoji that represents how they're feeling
- Easier for synthesizing data
- Emojis are already available for use -- for instance, do not have to type in a lot of emotion options
- No potential for inappropriate answers - more control

EMOJI EMOTIONS

The image shows two hand-drawn sketches of a digital interface. The top sketch is titled 'STUDENT' and features a 'Welcome' message, a login form with fields for 'Name: Paulina', 'Password', and 'Class: Social Studies', and a 'Get Connected!' button. Below the login form is a 'How are you feeling today?' question with three emoji options: 'Happy' (😊), 'Dissatisfied' (😞), and 'Distracted' (😴). A 'Why?' field is provided for each emoji. A 'SUBMIT' button is at the bottom. The bottom sketch is titled 'TEACHER' and shows a 'Thanks for submitting!' message, a 'Your teacher is feeling' section with a 'Happy' emoji, and a 'Highlights' section with the text 'This subject has been exciting!'. It also includes a 'See why' button and a 'MORE DETAILS' link.

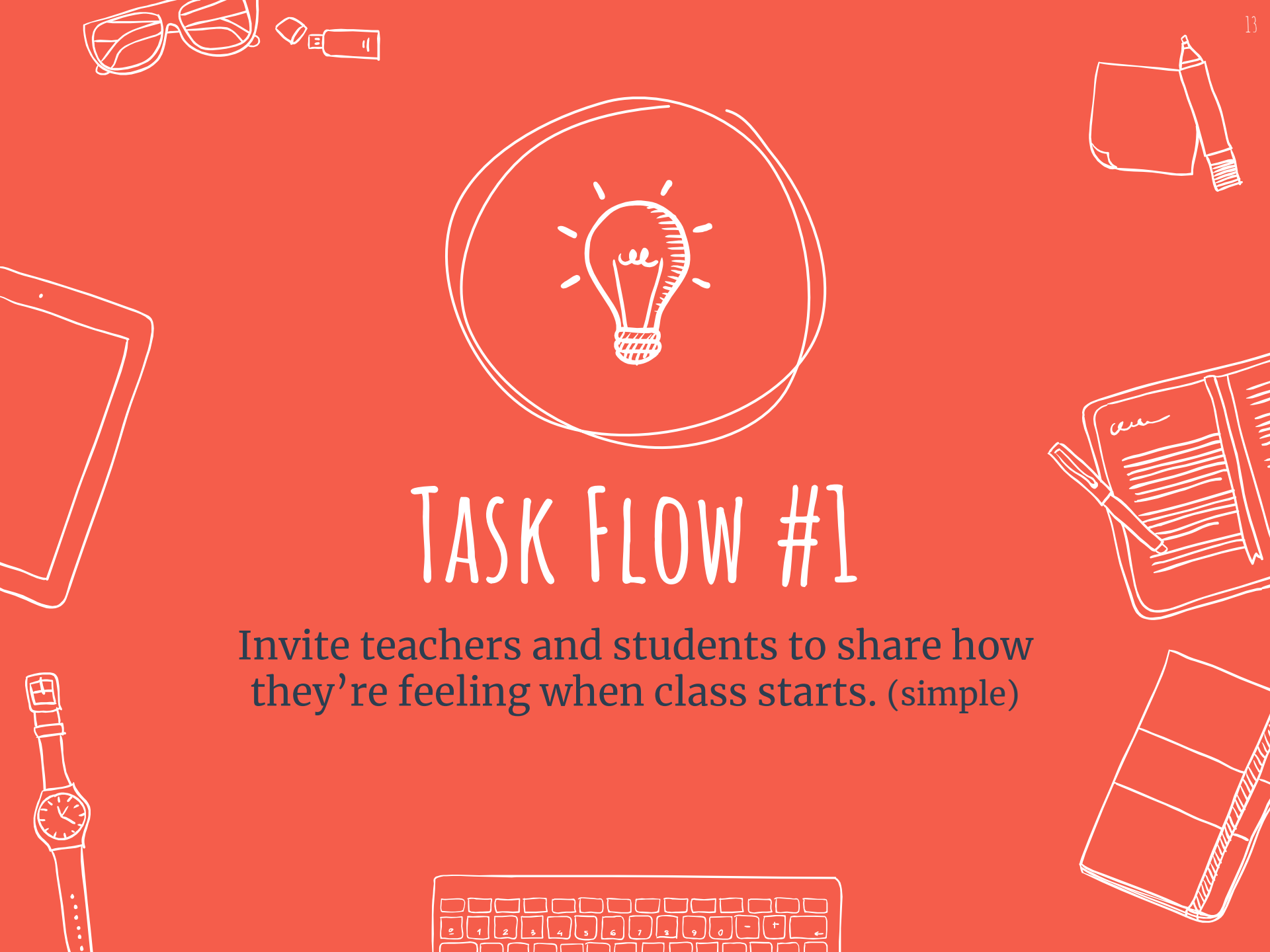
- Students can have fun choosing an emoji that represents how they're feeling
- Easier for synthesizing data
- Emojis are already available for use -- for instance, do not have to type in a lot of emotion options
- No potential for inappropriate answers - more control


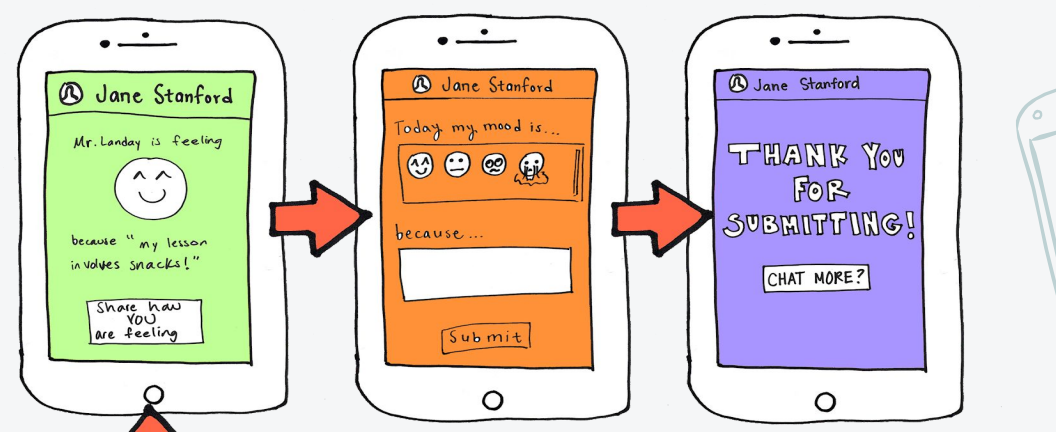
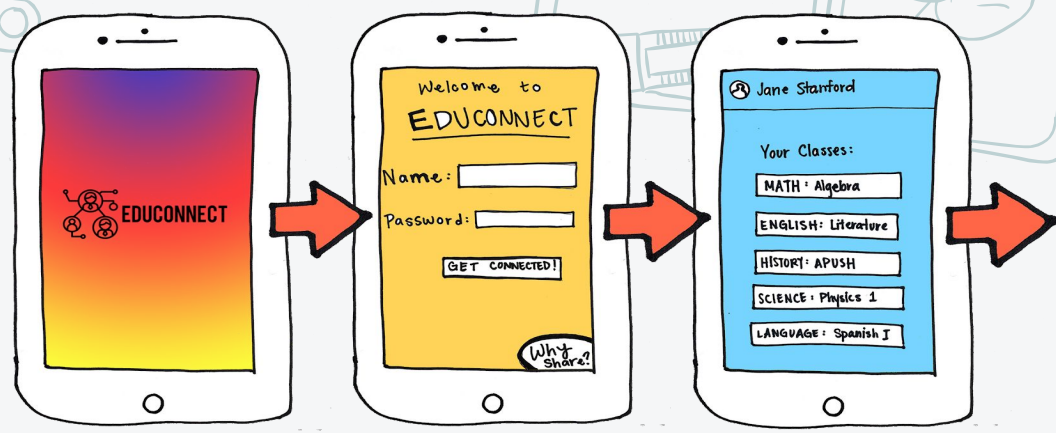
EMOJI EMOTIONS



TASK FLOW #1

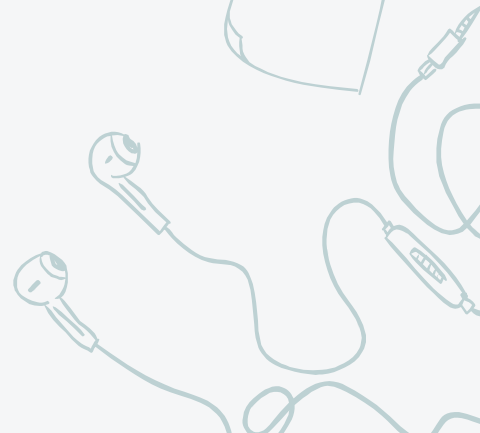

Invite teachers and students to share how they're feeling when class starts. (simple)





TASK FLOW #1: Invite teachers and students to share how they're feeling when class starts. (simple)

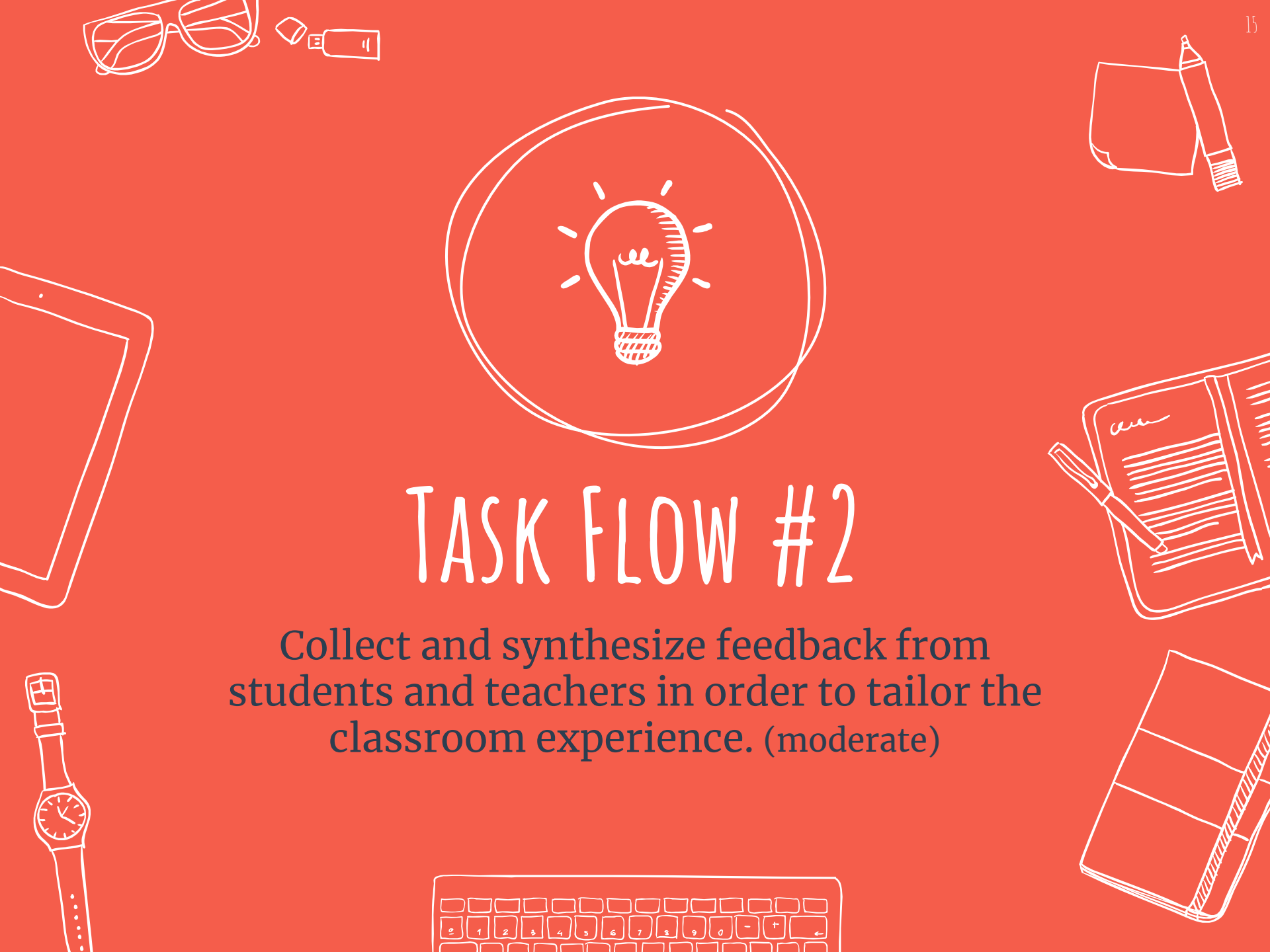
In the background: teachers submit how they're feeling so that their students can see: Transparency. Vulnerability

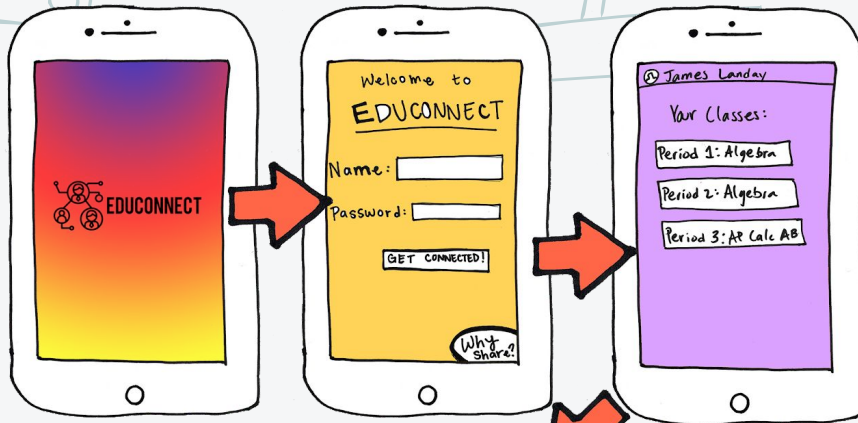




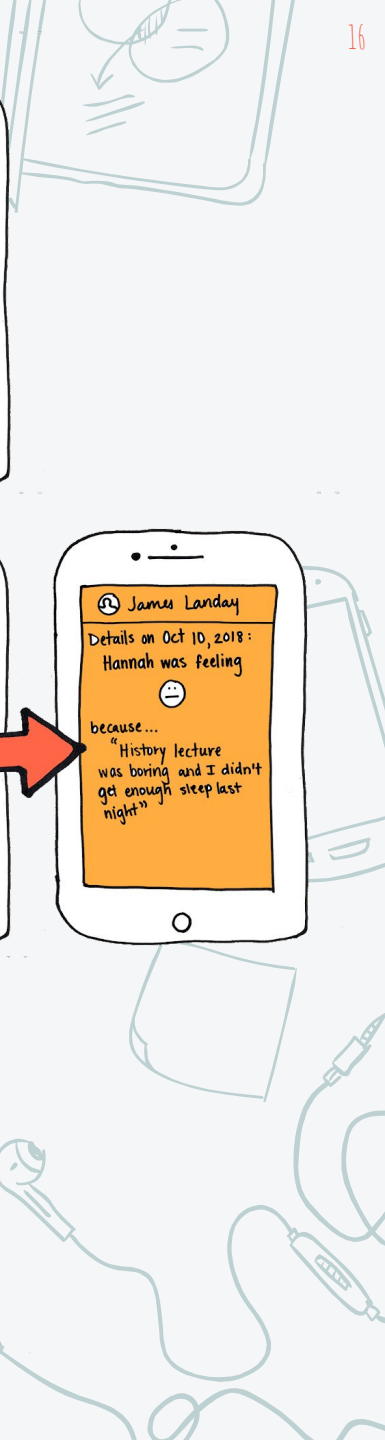
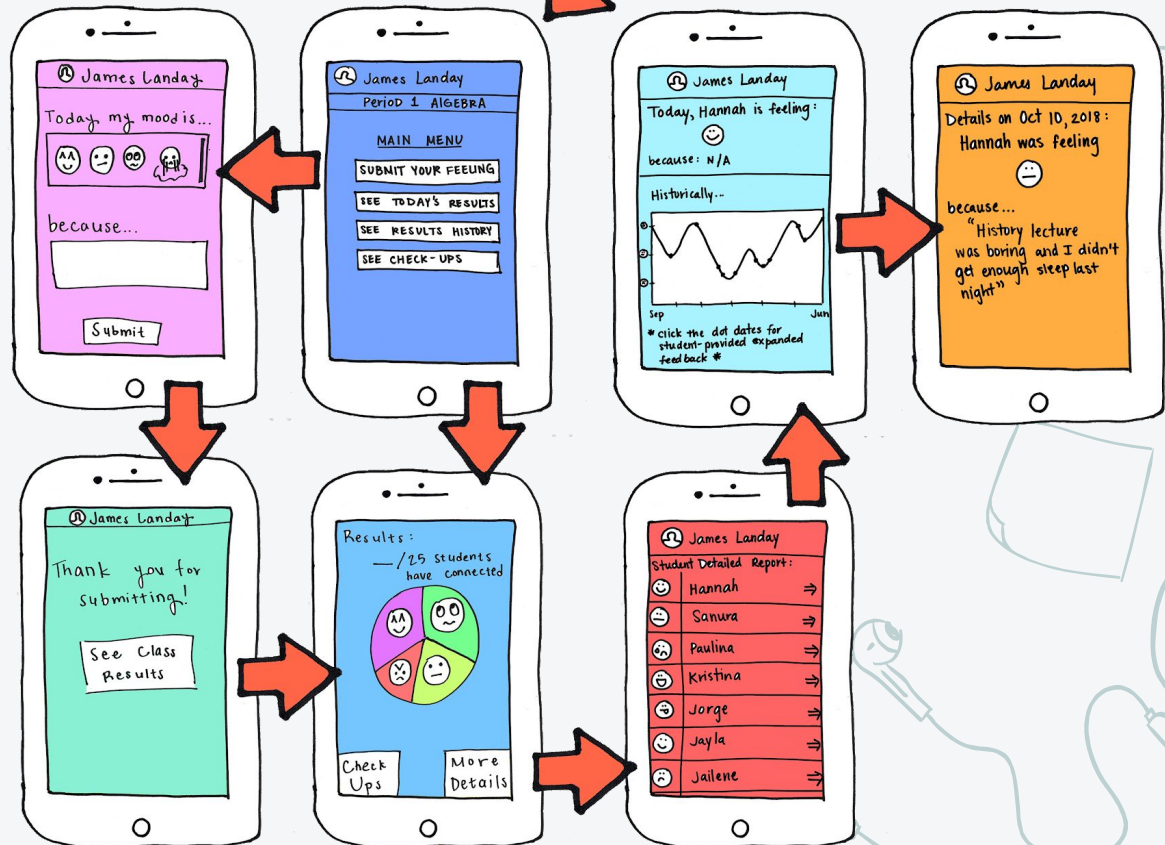
TASK FLOW #2

Collect and synthesize feedback from students and teachers in order to tailor the classroom experience. (moderate)





TASK FLOW #2: Collect and synthesize feedback from students and teachers in order to tailor the classroom experience. (moderate)




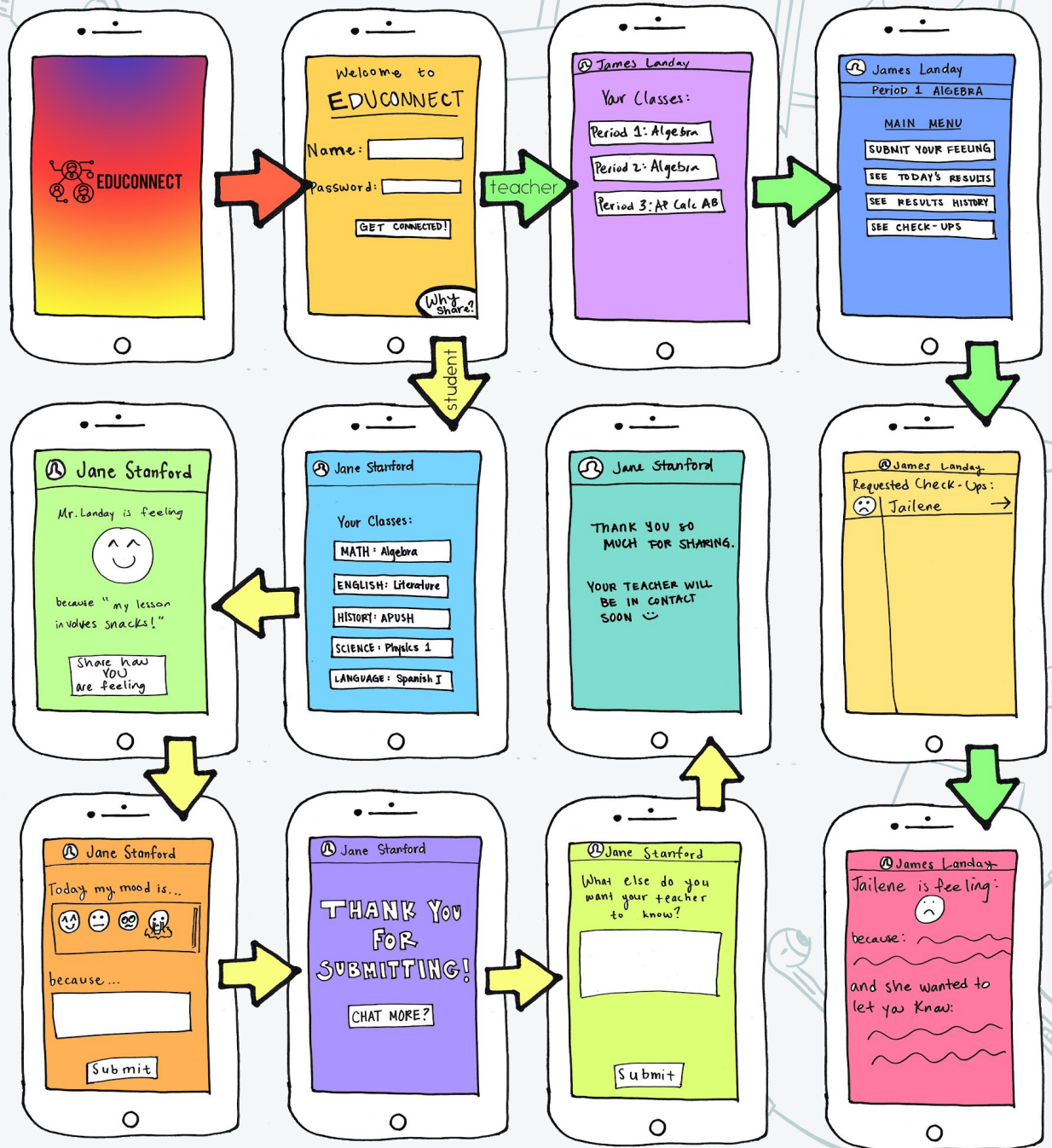


TASK FLOW #3

Identify outliers who might want/need extra attention. (complex)

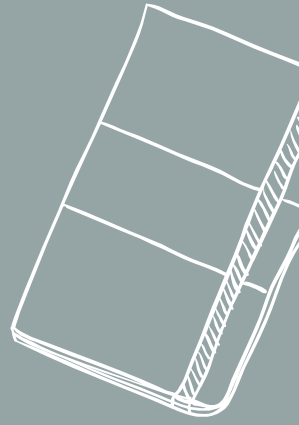


TASK FLOW #3: Identify outliers who might want/need extra attention. (complex)





EXPERIMENTAL METHOD



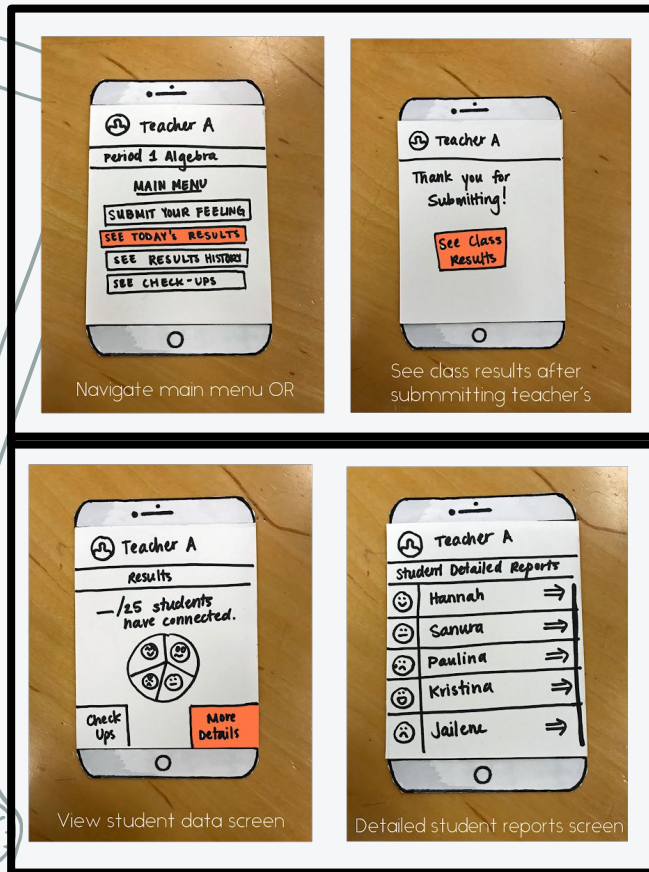


THE PARTICIPANTS

Participant 1

- 5 years of teaching experience in middle school math
- Currently a PhD student at the Stanford Graduate School of Education
- Testing conducted at Coupa Cafe.

PARTICIPANT 1



RESULTS




- Very easy, clean, and straightforward design to use
- Students should not see the teacher's response first
- Would prefer to be given options of how to display the student results



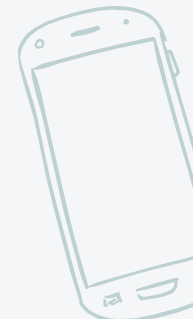


THE PARTICIPANTS



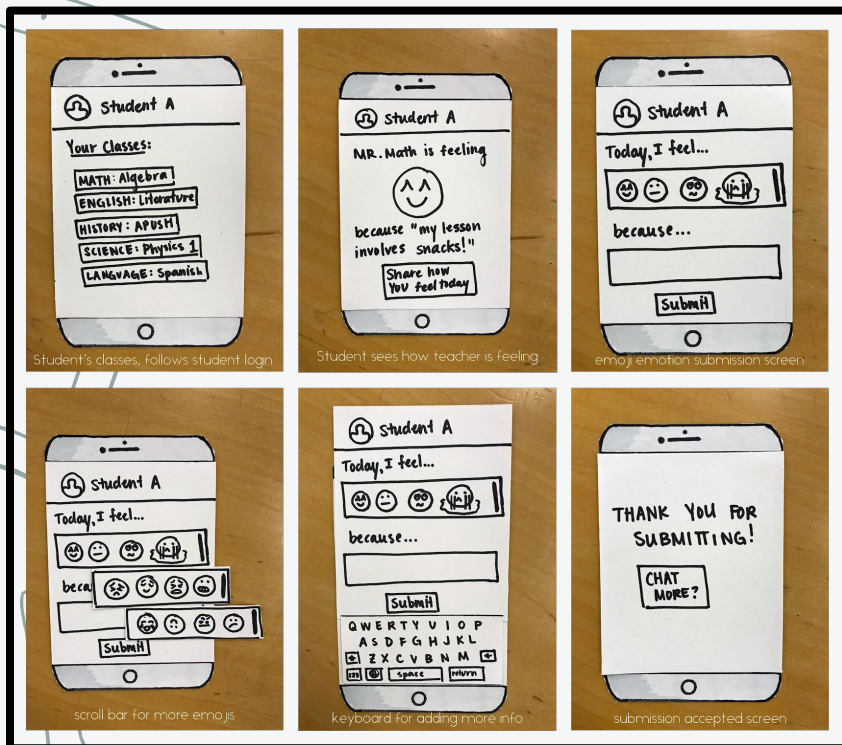
Participant 1

- 5 years of teaching experience in middle school math
 - Currently a PhD student at the Stanford Graduate School of Education
 - Testing conducted at Coupa Cafe.
- 
- 
- 

Participant 2

- high school student in the area
 - Testing conducted in a dorm lounge on campus
 - Compensated with a Starbucks gift card.
- 
- 
- 

PARTICIPANT 2



RESULTS

- Likes seeing how teacher is feeling
- Confused on what happened completing survey and not sharing more
- Wants teacher to complete survey simultaneously along with the students



THE PARTICIPANTS




Participant 1

- 5 years of teaching experience in middle school math
- Currently a PhD student at the Stanford Graduate School of Education
- Testing conducted at Coupa Cafe.

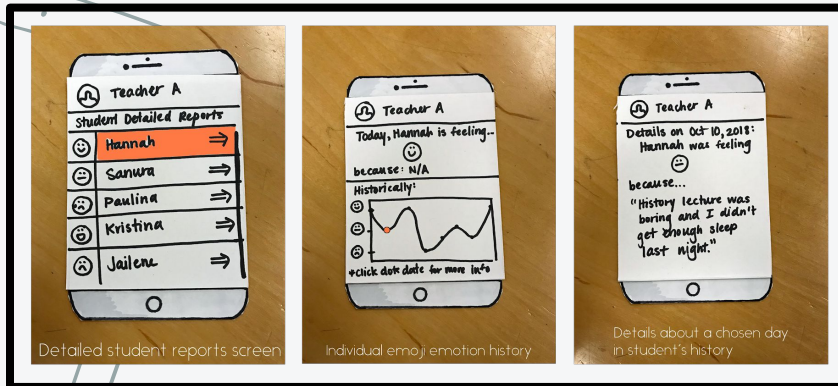
Participant 2

- high school student in the area
- Testing conducted in a dorm lounge on campus
- Compensated with a Starbucks gift card.

Participant 3

- 
- current high school teacher
 - Found their email on the high school's website.
 - Testing conducted at Tresidder

PARTICIPANT 3



RESULTS

- Appreciated the ability to see the response history of students
- Wants to see the students who chose each emoji from pie chart
- Wants a chat system to reply to student responses

SUGGESTED UI CHANGES

- ✘ Teacher and students complete responses simultaneously
 - ✘ Add menu/home button
- ✘ Give teachers different options for how to view synthesized data

Considering:

- ✘ Adding messaging system
- ✘ Showing personal result history to students

SUGGESTED UI CHANGES

- ✘ Teacher and students complete responses simultaneously
- ✘ Add menu/home button

SUGGESTED UI CHANGES

- ✘ Teacher and students complete responses simultaneously
- ✘ Add menu/home button
- ✘ Give teachers different options for how to view synthesized data

SUGGESTED UI CHANGES

- ✘ Teacher and students complete responses simultaneously
- ✘ Add menu/home button
- ✘ Give teachers different options for how to view synthesized data

Considering:

- ✘ Adding messaging system
- ✘ Showing personal result history to students

SUMMARY



UI overall clean
and easy to
follow



Teacher and
Student
appreciate
seeing emotions



Keep student
and teacher
honest and
engaged



Allow app to be
more
customizable for
teachers



Needs
home/menu
button for better
navigation



Considering
more student
engagement
with app

